

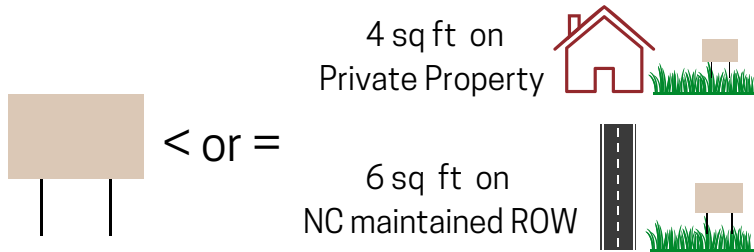
CAMPAIGN SIGNAGE GUIDELINES



DO'S & DONT'S

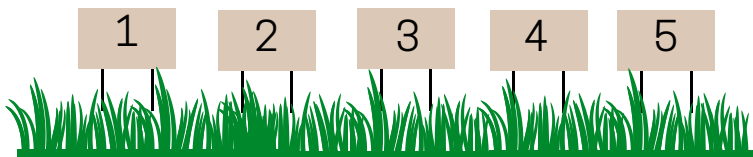


Minimum 3-ft from the edge of the pavement of the road




Private Property sign: less than or equal to 4 sq ft


NC maintained rights-of-way: less than or equal to 6 sq ft



You may place one (1) sign per candidate per property



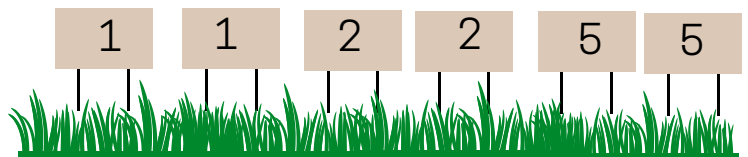
Signs may be placed next to each other



No sign shall be closer than three feet from the edge of the pavement of the road



No campaign/political banners



You may not place multiple signs for one (1) candidate per property



No sign shall be placed in front of or block another candidate's sign